

GUIDE TO INSTALLING AND USING

ROVABIO PREDICTOR 2012

Welcome to the Rovabio Nutritional Matrix Predictor!	2
Download of Rovabio Predictor system	3
Installing Rovabio Predictor system	4
Uninstalling Rovabio Predictor	6
Using system for the first time	7
The used language:	7
The Registration and License of Use:	7
• Requesting Licensing for Rovabio Predictor	7
• Licensing Rovabio Predictor	9
Using the Rovabio Predictor	11
Main screen	11
The simulation screen	12
Adjusting animal diet	12
Adjusting the Nutritional Matrix of Ingredients	13
Including Custom Ingredients	14
Calculating Rovabio Nutritional Matrix	16
Printing the results	16
Credits	17

Welcome to the Rovabio Nutritional Matrix Predictor!

Rovabio Predictor system has been developed to assist professionals in animal nutrition and production, in order to calculate the nutritional value obtained with the use of **Rovabio** in animal feeds.

The calculation is carried out by using as basis the composition of animal diets, to be reported by the user, in their several categories and stages of growth or production.

The models and calculations were developed by **Adisseo South America** and processed in this **Rovabio Predictor** system for use in the daily routine of feed industries.

In this guide, we will guide the user on the system installation and its use for simulation and calculation of the Nutritional Matrix to be considered in formulations, using **Rovabio**.

Good work and good profits!

Adisseo South America Team.

Download of Rovabio Predictor system

Those interested in using Rovabio Predictor system can download it free online.

The access website is: <http://sites.google.com/a/adisseo.org/brands/robavio/predictor>

[Rovabio® - the Versatile Enzyme](#) >

Rovabio Predictor

Rovabio Predictor system has been developed by Adisseo to assist professionals in animal nutrition and production, in order to calculate the nutritional value of Rovabio in animal feeds.



This tool can be used as a demonstration tool during customer visits The calculation is carried out by using as basis the composition of animal diets, to be reported by the user, in their several categories and stages of growth or production. In the guide (attached below), the system installation is explained and its use for simulation and calculation of the Nutritional Matrix to be considered in formulations, using Rovabio.

[download Rovabio® Predictor](#)



Click in the “[download](#)” link and the download of the installation package will start automatically.

Installing Rovabio Predictor system

Rovabio Predictor system is provided with an installer package, executable, compliant with Microsoft Windows platform.

The name of the file or installer package varies depending on the version to be applied, and has the following format:

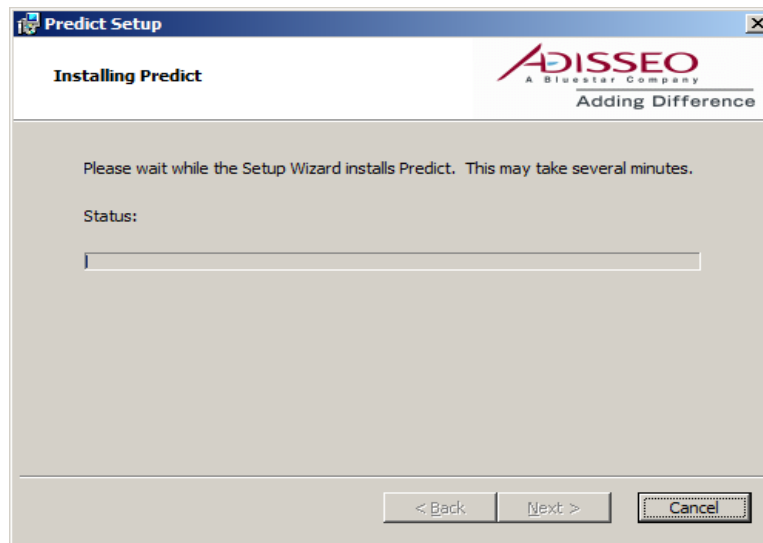
Predict_nnnnn.exe

where *nnnnn* is the number of the published version.

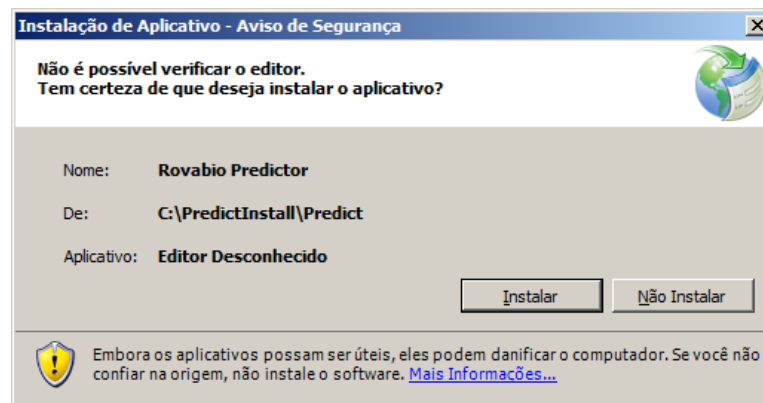
The installer package should be downloaded from the internet in any folder of the computer and then you should run it.

Before running the install, make sure that your Windows user has Administrator rights.

Below is the splash screen from the installer:




A security warning window will appear:



Press **Install**

After the installation, a shortcut will be inserted in order to activate **Rovabio Predictor** on your desktop, as it follows below:



You can add **Predictor Rovabio** through the shortcut on the desktop or via *Start / Programs / Adisseo Brasil* of your Windows.

Uninstalling Rovabio Predictor

Uninstall a program (for Windows Vista and 7) or *Control Panel / Add / Remove Programs* (for Windows XP).

In the list of installed programs, you should proceed to uninstall the two entries, one at a time:

Predict and *Rovabio Predictor*, as illustrated in the following figure.



Using system for the first time

During the first run of **Rovabio Predictor**, the system will ask for:

The used language:



Select the language of your choice and press the icon button.

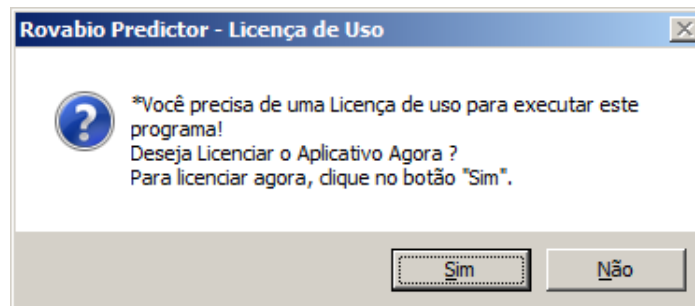
The Registration and License of Use:

To use **Rovabio Predictor** system it is necessary to carry on the **Registration and Licensing of Use**.

Registration is done electronically, by sending a request form with user data. After sending the form, you will receive to the email listed on the form a license number which will enable the system to use.

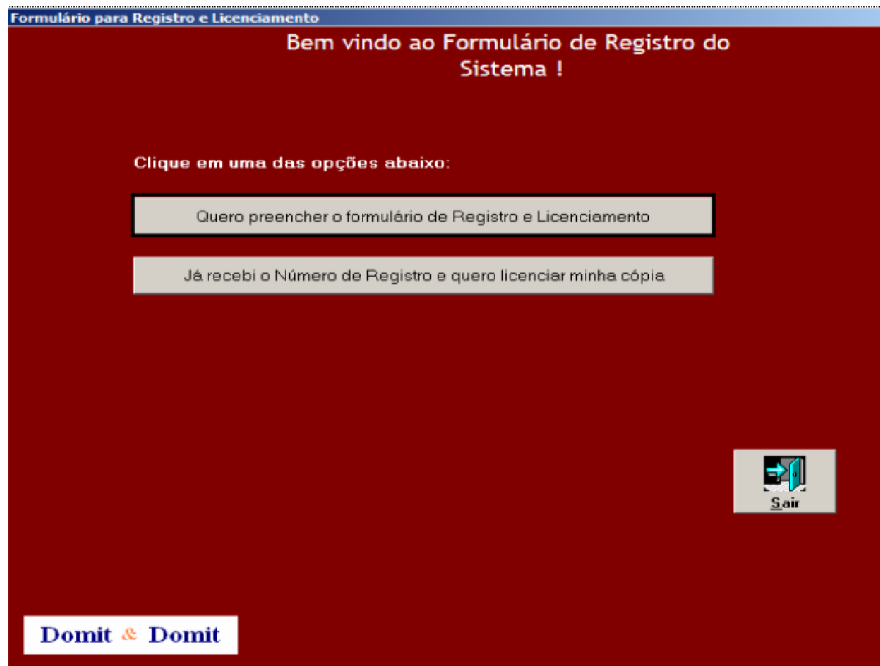
- **Requesting Licensing for Rovabio Predictor**

After requesting the Language of preference, the system will show the message requesting the **License of Use**.



To proceed to the licensing and get the registration number to enable the use of **Rovabio Predictor**, press **Yes**.

On the next screen press the button *I want to fill out the Registration and Licensing*.



Formulário para Registro e Licenciamento

Bem vindo ao Formulário de Registro do Sistema !

Clique em uma das opções abaixo:

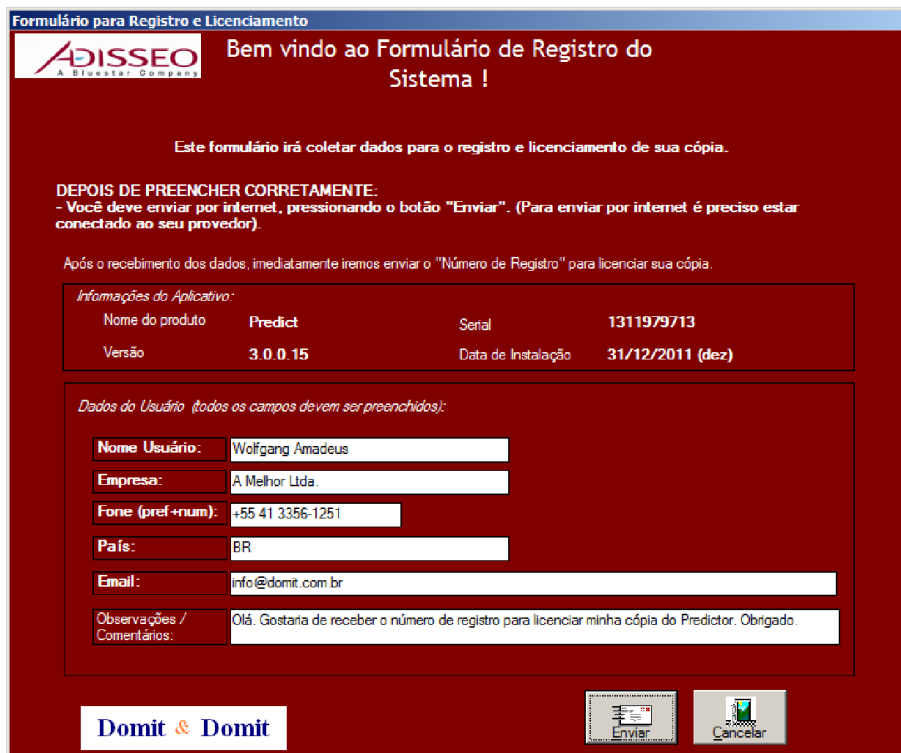
Quero preencher o formulário de Registro e Licenciamento

Já recebi o Número de Registro e quero licenciar minha cópia.


Sair

Domit & Domit

The screen of the application form for the Registration and Licensing will be displayed immediately:



Formulário para Registro e Licenciamento

 Bem vindo ao Formulário de Registro do Sistema !

Este formulário irá coletar dados para o registro e licenciamento de sua cópia.

DEPOIS DE PREENCHER CORRETAMENTE:
- Você deve enviar por internet, pressionando o botão "Enviar". (Para enviar por internet é preciso estar conectado ao seu provedor).

Após o recebimento dos dados, imediatamente iremos enviar o "Número de Registro" para licenciar sua cópia.

Informações do Aplicativo:			
Nome do produto	Predict	Serial	1311979713
Versão	3.0.0.15	Data de Instalação	31/12/2011 (dez)

Dados do Usuário (todos os campos devem ser preenchidos):

Nome Usuário: Wolfgang Amadeus

Empresa: A Melhor Ltda.

Fone (pref+num): +55 41 3356-1251

País: BR

Email: info@domit.com.br

Observações / Comentários: Olá. Gostaria de receber o número de registro para licenciar minha cópia do Predictor. Obrigado.

Domit & Domit

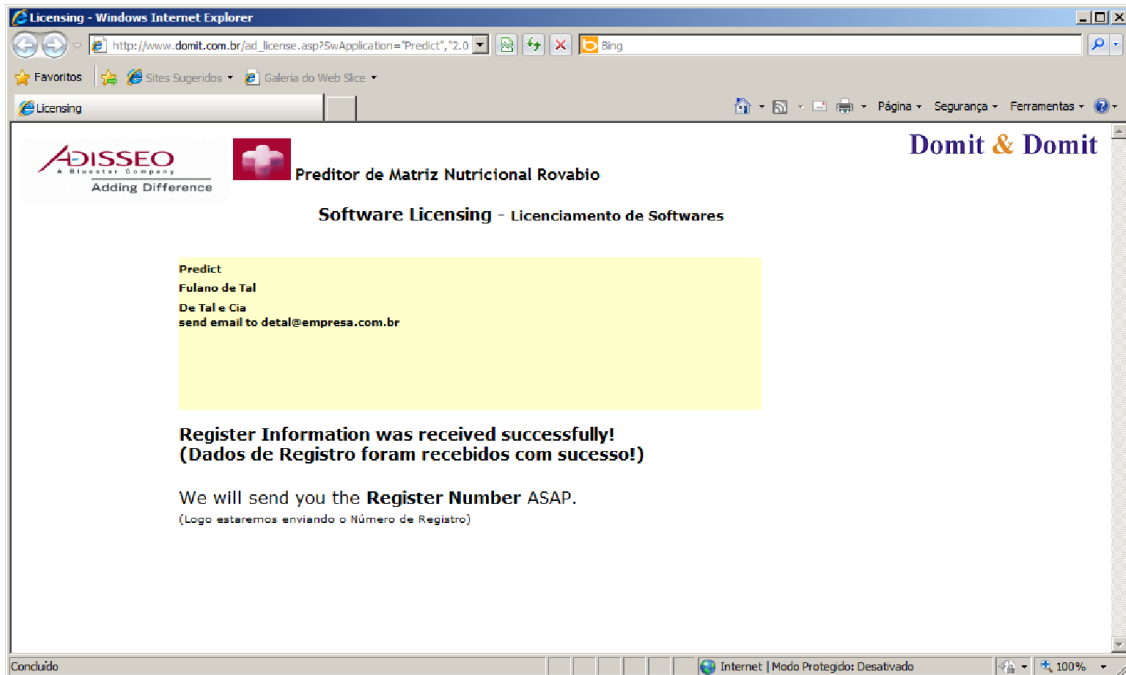
Enviar Cancelar

Fill out the form with the requested information.

Special attention to the **Email** field so that the record number is to be sent correctly.

Once the form has been completed, press **Send**. The system will display your internet browser warning you on the electronic form delivery.

You should be connected to the Internet for the transmission to be possible.



If it is not possible to send over the Internet, print the form and contact **Adisseo South America** in order to request your registration.

In order to use **Predictor Rovabio** you will have to wait a few minutes to receive your registration.

Press **Back** and then **Exit**.

- **Licensing Rovabio Predictor**

After receiving the mail with the registration and licensing number, run the **Rovabio Predictor** again, answer **Yes** to the message and press the button **I have already received the Registration Number and I want to license my copy**.

After that, copy the number received in your email and past it in the displayed box, and later press **OK**.

Important: The registration number may contain a '-' signal (minus). The signal should also be included in the box.

Formulário para Registro e Licenciamento

Bem vindo ao Formulário de Registro do Sistema !

Clique em uma das opções abaixo:

Quero preencher o formulário de Registro e Licenciamento

Já recebi o Número de Registro e quero licenciar minha cópia.

SE VOCÊ JÁ POSSUI O NÚMERO DE REGISTRO, DIGITE NO QUADRO AO LADO E PRESSIONE "OK"

-414990994

OK

Sair

Domit & Domit

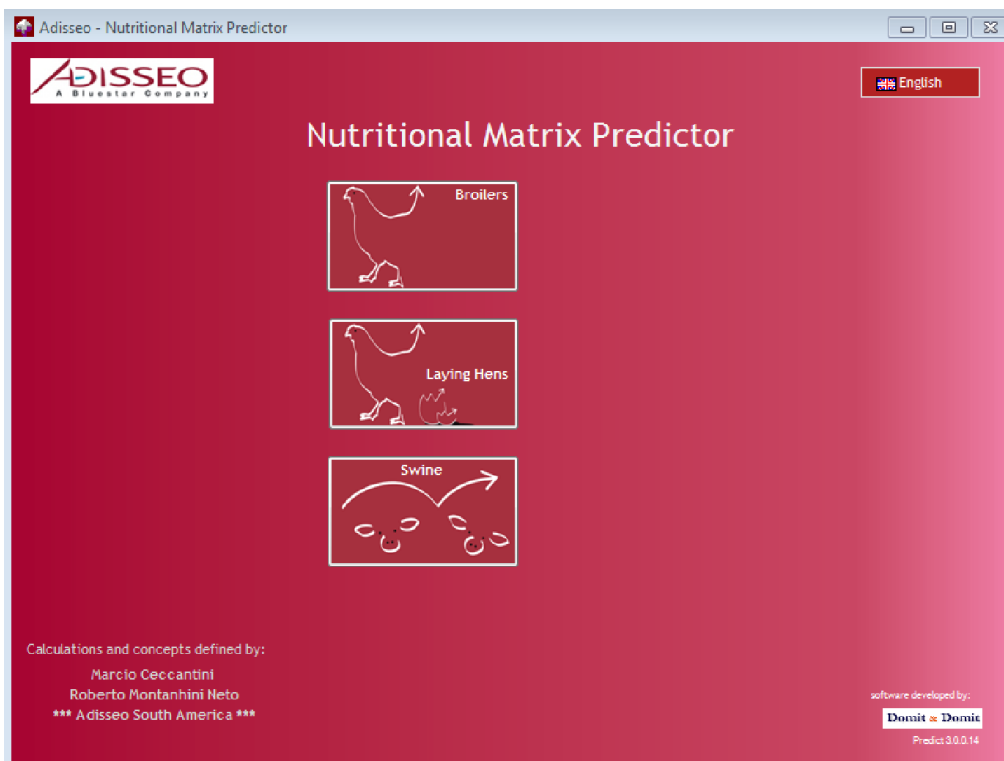
Done!

Your Rovabio Predictor system is licensed and ready for use.

See in the following topics information and tips for using the system.

Using the Rovabio Predictor

Main screen



The main screen of **Rovabio Predictor** allows you to select:

- The animal species for which the simulation is intended and,
- The product (Rovabio Excel or Rovabio Max)

In this version, **Rovabio Predictor** allows for simulations for the following items, as they are described below:

- Broilers
- Laying hens
- Swine (piglets, fattening and reproduction)

In the case of **Swine**, there is a sub-selection for categories.

Also use the main screen to change the system language by clicking on the icon with the flag of the active language.

In the following pages, you will find the operations and functions of the system, taking as an example: **Broilers and Rovabio Excel**.

The simulation screen

Adjusting animal diet

Consumption per Phase(kg)		(kg) Total	Pre Starter	Starter	Growth 1	Growth 2	Final
		4.550	0.250	1.200	1.300	1.000	0.800

Edit Ingrid Matrix	Inclusion (kg or %) of Formula Ingredients					
	(kg) Total	Pre Starter	Starter	Growth 1	Growth 2	Final
---	Corn		55.000	58.000	60.000	64.000
---	Soybean Meal	44.000	37.000	33.000	31.000	27.000
---	Soybn Fullfat Cookd					
---	Soybn Fullfat Extrdd					
---	Matze Germs					
---	Maize Glutenmeal					
---	Sorghum	49.000				
---	Rice Bran					
---	Rice Broken					
---	Soy Proteine Concent					
---	Rapeseed Meal					
---	Sunflowerseed Meal					
---	Wheat Bran					
---	Wheat Grain					
---	Barley					
---	Corn DDGS					
---	Wheat DDGS					
---	Fareto de Agodão					

---	Other non vegetable	7.000	8.000	9.000	9.000	9.000
---	Total	100.000	100.000	100.000	100.000	100.000

Enzymatic Release Potential	ROVABIO Max Matrix
	50 g/ton

The simulation and calculation screen shows on the left side a frame that allows you to configure the following items, as they are described below:

- The **consumption** for each phase of the animal (in this example: Consumption per Phase)
- Diet composition (or formulas) of each phase (in this example: Inclusion of kg or % of ingredients in the formula)

→To adjust the quantities of **consumption per phase**, just click on the corresponding cell and enter the correct value.

→To adjust the quantities of inclusion for each phase in the formula of each cell, just click on the corresponding cell and enter the correct value.

To "zero" an amount, click twice to display the cell and "erase" the contents, confirming with "Enter".

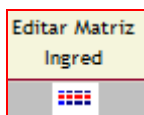
Important: Track the total of the formula in the **Total** row. It should always be equal to 100 (in case of percentage) or 1000 (in case of kg).

You can use the composition of the formulas in percentage or kilograms, but always maintaining the appropriate equivalences.

Adjusting the Nutritional Matrix of Ingredients

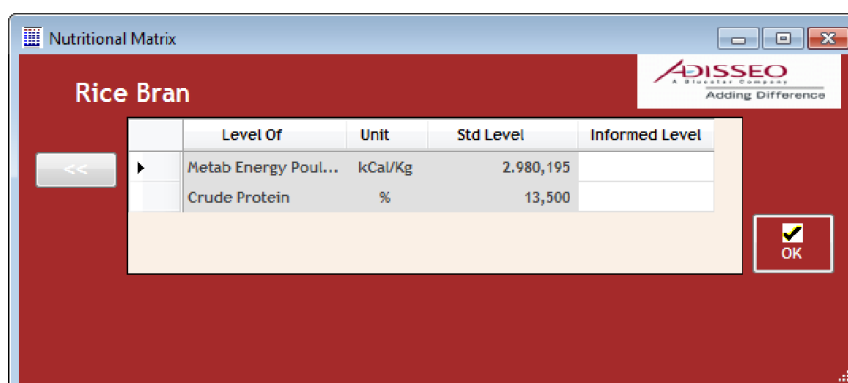
Rovabio Predictor brings a standard list of ingredients and their average composition of nutrients (nutritional matrix).

You can make adjustments to the nutrient composition of the ingredients according to their regional conditions.



For this, use the icon  of each ingredient line.

Clicking on this icon, the system displays the following screen:



In the column *Informed Level* you can enter the desired value and confirm with "Enter".

Clicking the arrow button will display all the nutritional levels of interest for the ingredient, also allowing for adjustments.

Please note that the system automatically recalculates the amino acid levels when there is any change in the value of **Crude Protein**.

Even so, the system allows for modifying the amino acid levels (total and/or digestible), previously calculated, if the user possesses such information.

Nutritional Matrix

Rice Bran

Level Of	Unit	Std Level	Informed Level
Metab Energy Poul...	kCal/Kg	2,980,195	
Crude Protein	%	13,500	15,000
Total Lysine	%	0,600	0,667
Avl. Lysine Poultry	%	0,440	0,489
Total Methionine	%	0,235	0,261
Avl Methion Poultry	%	0,185	0,206
Total Cystine	%	0,235	0,261
Avl. Cystine Poultry	%	0,155	0,172
Total Met+Cys	%	0,470	0,522
Avl. Met+Cys Poultry	%	0,340	0,378
Total Threonine	%	0,500	0,556
Avl Threonin Poul...	%	0,340	0,378
Total Tryptophan	%	0,156	0,173
Avl Tryptop Poultry	%	0,130	0,144
Total Arginine	%	1,020	1,133
Avl. Arginin Poultry	%	0,900	1,000
Total Valine	%	0,720	0,800
Avl. Valine Poultry	%	0,540	0,600
Total Isoleucine	%	0,480	0,533
Avl Isoleuc Poultry	%	0,360	0,400
Veget. Calcium	%	0,100	
Phytic Phosphorus	%	1,250	
Veget. Phosphorus	%	1,500	

OK

Confirming with the *OK* button, the new composition of the ingredient will be considered for the calculations.

Please note that the ingredient with adjusted matrix appears as 

Including Custom Ingredients

In this version of Rovabio Predictor you can include up to five customized ingredients, not included on default list.

Thus, if the user does not find the ingredient for use in the existing list or want to simulate the diet with a specific ingredient of vegetable origin, it is possible to include this ingredient using one of the blank lines at the end of the ingredients list.



To add a customized ingredient, click the icon

The system will open the screen Ingredient Definition of Custom

Custom ingredient Definitions

Name the Ingredient:

Select an Ingredient Class:

Fill the Ingredient Nutritional Matrix Values:











Level Of	Value	Unit
Avl. Arginin Poultry		%
Avl. Arginine Swine		%
Total Arginine		%
Veget. Calcium		%
Avl. Cystine Poultry		%
Avl. Cystine Swine		%
Total Cystine		%
Digest. Energy Swine		kCal/Kg
Net Energy Swine		kCal/Kg
Metab Energy Poultry		kCal/Kg
Metab Energy Swine		kCal/Kg
Phytic Phosphorus		%
Avl Isoleuc Poultry		%
Avl Isoleuc Swine		%
Total Isoleucine		%
Avl. Lysine Poultry		%
Avl. Lysine Swine		%
Total Lysine		%
Avl. Met+Cys Poultry		%
Avl. Met+Cys Swine		%
Total Met+Cys		%
Avl Methion Poultry		%
Avl Methion Swine		%
Total Methionine		%
Crude Protein		%
Avl Threonin Poultry		%

Nesta tela, o usuário deverá:

- Inserir um nome para o ingrediente
- Selecionar a Classe do novo ingrediente (**IMPORTANTE**)
- Inserir os valores para a matriz nutricional do ingrediente, ou
- Copiar os valores da matriz nutricional de outro ingrediente já cadastrado

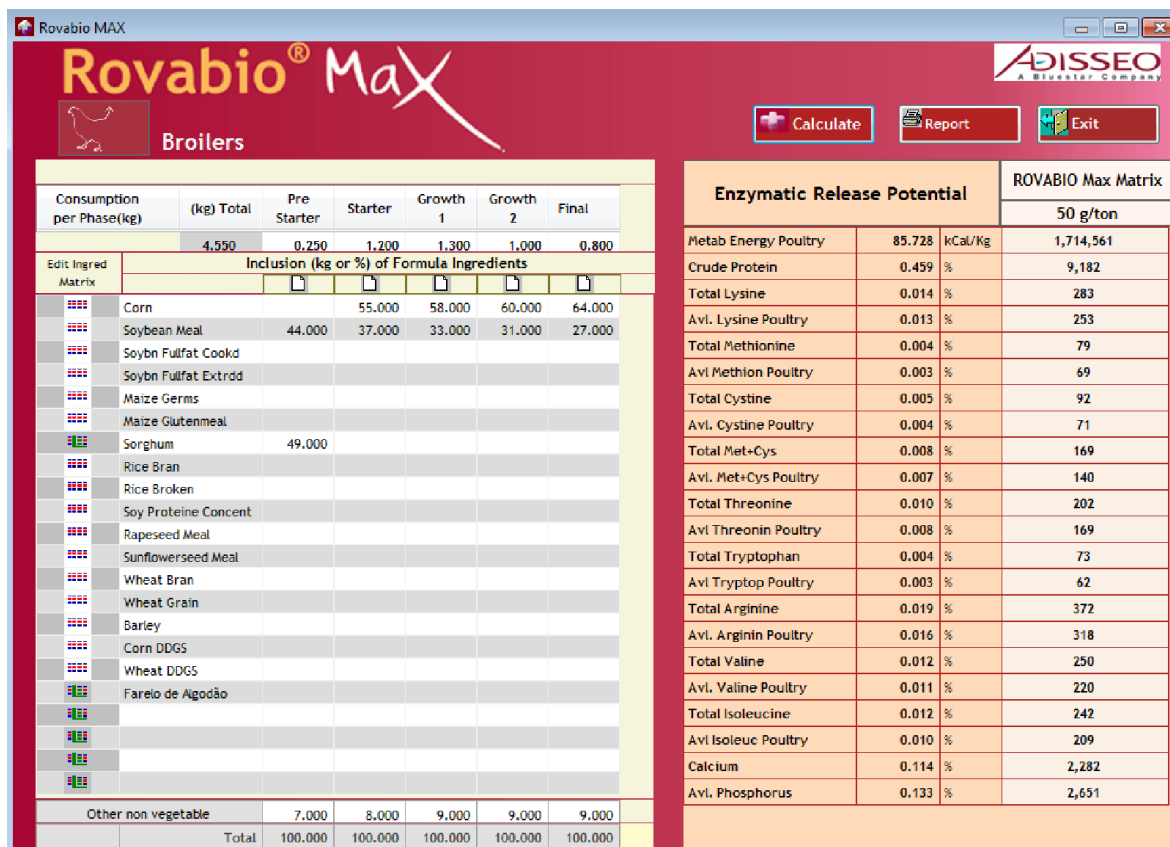
Depois, pressionar o botão OK para salvar o novo ingrediente.

À partir disso, a lista de ingredientes para as dietas passa a contar com este novo ingrediente.

	Conc. Prot. Soja
	Farelo de Arroz
	Farelo de Canola
	Farelo de Girassol
	Farelo de Trigo
	Trigo
	Cevada
	DDGS Milho
	DDGS Trigo
	Meu ingrediente pers
	

Calculating Rovabio Nutritional Matrix

The calculation is done by clicking on the button *Calculate*.



The screenshot displays the Rovabio MAX software interface for Broilers. It features a table for consumption per phase and inclusion of formula ingredients, and a table for enzymatic release potential and nutritional levels.

Consumption per Phase(kg)	(kg) Total	Pre Starter	Starter	Growth 1	Growth 2	Final
	4,550	0,250	1,200	1,300	1,000	0,800

Edit Ingrid Matrix	Inclusion (kg or %) of Formula Ingredients					
---	Corn		55.000	58.000	60.000	64.000
---	Soybean Meal	44.000	37.000	33.000	31.000	27.000
---	Soybn Fullfat Cookd					
---	Soybn Fullfat Extrdd					
---	Maize Germs					
---	Maize Glutenmeal					
---	Sorghum	49.000				
---	Rice Bran					
---	Rice Broken					
---	Soy Proteine Concent					
---	Rapeseed Meal					
---	Sunflowerseed Meal					
---	Wheat Bran					
---	Wheat Grain					
---	Barley					
---	Corn DDGS					
---	Wheat DDGS					
---	Farelo de Algodão					
---	Other non vegetable	7.000	8.000	9.000	9.000	9.000
	Total	100.000	100.000	100.000	100.000	100.000

Enzymatic Release Potential	ROVABIO Max Matrix	
		50 g/ton
Metab Energy Poultry	85.728 kCal/Kg	1,714,561
Crude Protein	0.459 %	9,182
Total Lysine	0.014 %	283
Avl. Lysine Poultry	0.013 %	253
Total Methionine	0.004 %	79
Avl. Methion Poultry	0.003 %	69
Total Cystine	0.005 %	92
Avl. Cystine Poultry	0.004 %	71
Total Met+Cys	0.008 %	169
Avl. Met+Cys Poultry	0.007 %	140
Total Threonine	0.010 %	202
Avl. Threonin Poultry	0.008 %	169
Total Tryptophan	0.004 %	73
Avl. Tryptop Poultry	0.003 %	62
Total Arginine	0.019 %	372
Avl. Arginin Poultry	0.016 %	318
Total Valine	0.012 %	250
Avl. Valine Poultry	0.011 %	220
Total Isoleucine	0.012 %	242
Avl. Isoleuc Poultry	0.010 %	209
Calcium	0.114 %	2,282
Avl. Phosphorus	0.133 %	2,651

The screen shows the potential of enzymatic release and nutrient levels that would be available in a formulation for the reported diets.

The reported release potential and nutritional levels may be entered in your program of nutritional balance as a nutritional contribution by the inclusion of **Rovabio**.

Printing the results

The system allows you to create a report in RTF type file format (Rich Text Format), readable by *MS-Word*, *MS Excel*, *MS-Wordpad* or another text editor program on your computer.

In order to generate the report, just click on the button *Relatório* (Report), stating the name and destination folder for the file to be generated.

After the file has been generated, it will be displayed on the screen. Creating a report in RTF generated by **Rovabio Predictor**.

Credits

The calculations models and nutritional concepts of Rovabio Predictor 2012 system have been developed by:
Roberto Montanhini Neto and Marcio Ceccantini
Adisseo South America
info@adisseo.com.br

Rovabio Predictor system was developed by:

Domit & Domit Ltd
info@domit.com.br